



DEHNshield® DSH TNC 255

DSH TNS 255

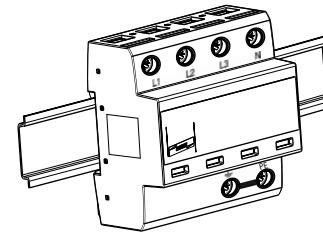
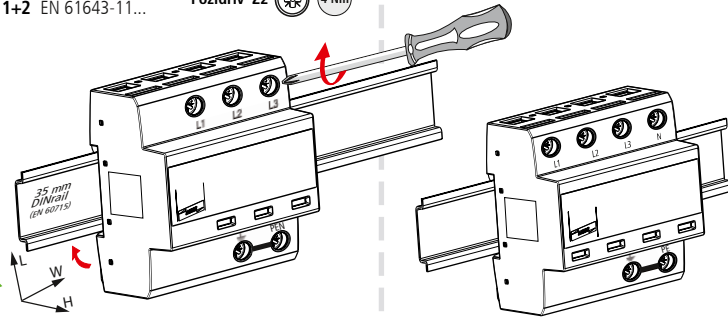
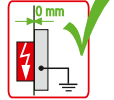
DSH TT 255

- DE Einbauanleitung
- GB Installation instructions
- IT Istruzioni di montaggio
- FR Instructions de montage
- NL Montagehandleiding
- ES Instrucciones de montaje
- PT Instruções de montagem
- DK Monteringsvejledning
- SE Monteringsanvisning
- FI Asennusohje
- GR Οδηγίες συναρμολόγησης
- PL Instrukcja montażu
- CZ Montážní návod
- TR Kurulum Talimatları
- RU Инструкция по монтажу
- CN 安装说明
- HU Szerelési útmutató
- JP 設置説明書



I+II IEC 61643-11...
1+2 EN 61643-11...

Pozidriv®Z2 4 Nm

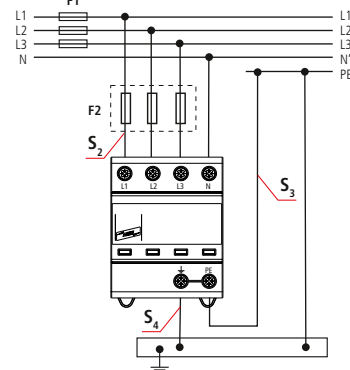
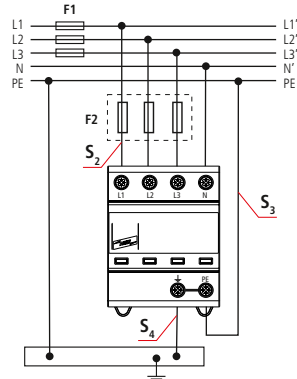
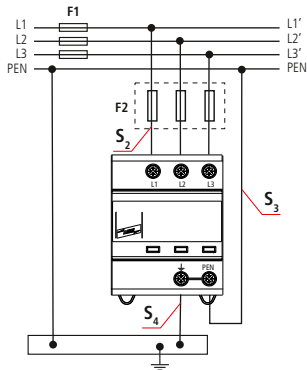


	DSH TNC 255	DSH TNS 255	DSH TT 255
U _N / Tol.: ±10%	230 V (50/60 Hz)		
U _c	255 V (50/60 Hz)		
I _{ln}	25 kA _{rms}	25 kA _{rms}	25 kA _{rms} (L → N) 100 A _{rms} (N → PE)
I _{SCCR}	25 kA _{rms}		
I _{imp} (10/350 µs)	12.5 kA (L → PEN) 37.5 kA (L1 + L2 + L3 → PE)	12.5 kA (L → PE) 50 kA (L1+L2+L3+N → PE)	12.5 kA (L → N) 50 kA (L1+L2+L3+N → PE) 50 kA (N → PE)
max.	160 A gG		
θ°	-40°C ... +80°C		
Φ	5% ... 95%		
I _{FE}	<< 10 µA		
IP *)	20		
L x W x H	90 mm x 72 mm x 72 mm		

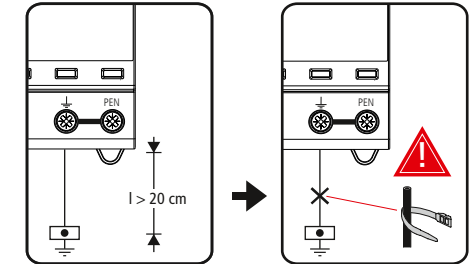
TN-C

TN-S

TT (3+1)

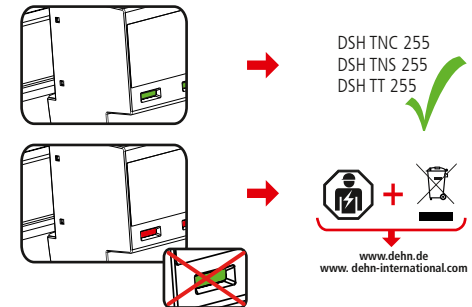
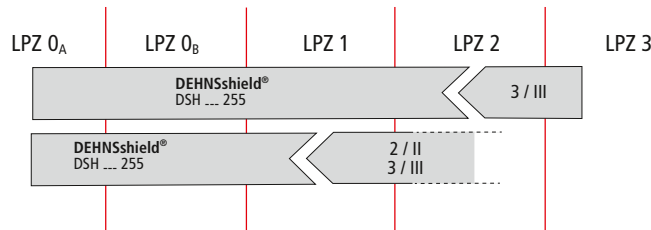


min. □ L1, L2, L3, N, PE, ↓	1.5 mm ²		
max. □ L1, L2, L3, N, PE, ↓	25 mm ²	35 mm ²	
□	16 mm ² Cu ≥15.5 mm		



DEHNshield® DSH TNC 255, DSH TNS 255, DSH TT 255	
F1	F1 > 160 A gG ↓ F2 ≤ 160 A gG
F2	F1 ≤ 160 A gG ↓ F2

	F1 / A gG	S ₂ / mm ²	S ₃ / mm ²	S ₄ / mm ²	F2 / A gG
	25	10	16	16	---
	35	10	16	16	---
	40	10	16	16	---
	50	10	16	16	---
	63	10	16	16	---
	80	10	16	16	---
	100	16	16	16	---
	125	16	16	16	---
	160	25	25	25	---
	>160	25	25	25	160



www.dehn.de
www.dehn-international.com

